

SHOCK TRAUMA AIR RESCUE SERVICE

STARS



STARS®

2016/17 YEAR IN REVIEW



>36,000 MISSIONS SINCE 1985

3,022 MISSIONS THIS YEAR
88 EMERGENCY CALLS A DAY

AN AVERAGE OF **8** MISSIONS A DAY
4,200 REMOTE INDUSTRY SITES REGISTERED

6 BASES IN WESTERN CANADA
11 HELICOPTERS
MEDICAL PERSONNEL TRAINED

OUTREACH TO **161** COMMUNITIES IN 2016
2,775

41,328 DONORS AND THREE PROVINCIAL GOVERNMENTS MADE IT ALL POSSIBLE
THANK YOU!



For more information on STARS, please visit stars.ca

CARING FOR THE PATIENT

Leading Edge of Technology



Hamilton T-1 Transport Ventilator

- ICU - Fully featured
- Adult / Pediatric / Neonatal



I-Stat Lab

- Hemoglobin
- Blood Gases
- Electrolytes



EZ-IO Drill

- Time-sensitive
- Severe trauma
- Life-threatening
- Immediate access I.V.

CARING FOR THE PATIENT

Leading Edge of Technology



**12 Lead ECG
Defibrillator**




**Medications
Narcotics
Thrombolytics**



Physicians Kit

- Central Lines
- Pacemaker



**3-in-1 I.V. Pump
Oxygen**

**Resuscitation
Suction**

CARING FOR THE PATIENT

Leading Edge of Technology



Video Laryngoscope

Advancement in patient care and safety



Portable Ultrasound

Diag. Collapsed lungs
Diag. Internal bleeding

UNIVERSAL BLOOD ON BOARD

STARS - 1st in Canada!



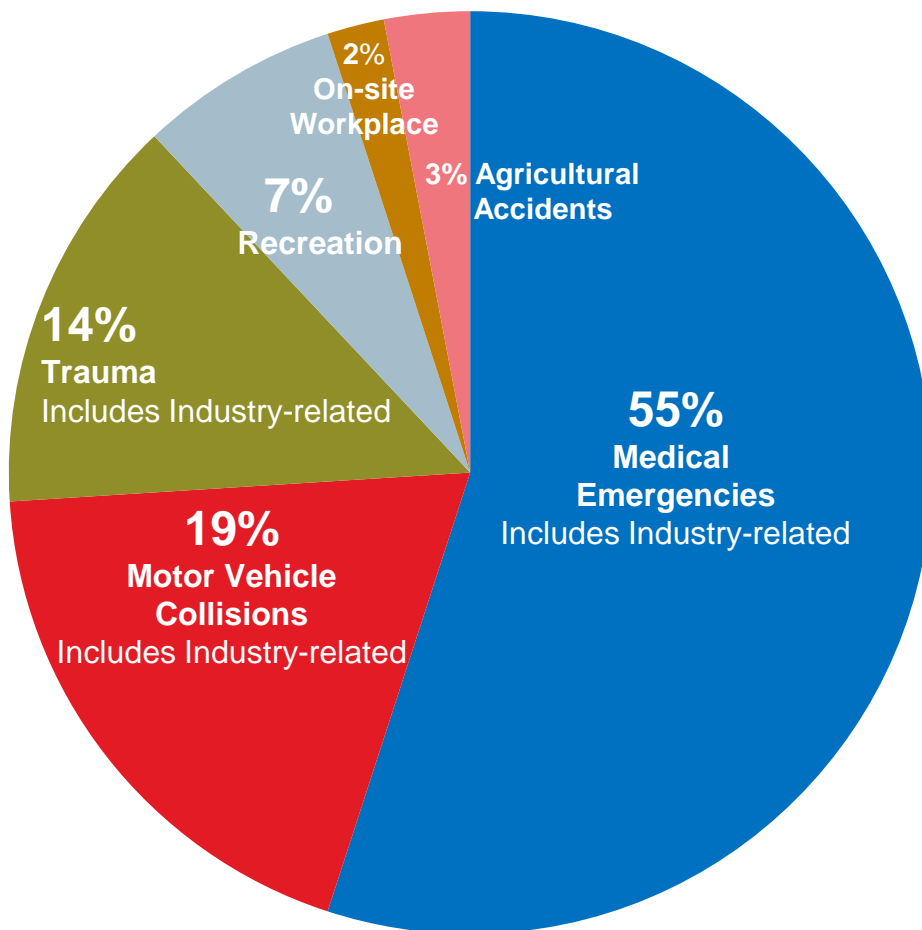
**Improving Patient Outcomes!
Saving Lives!**



**STARS VIP - Jenn Oakes
Rio 2016 Paralympics
Canadian Women's Sitting Volleyball Team**

NEED AND DEMAND

Rural residents disadvantaged by time & distance




Types of Missions

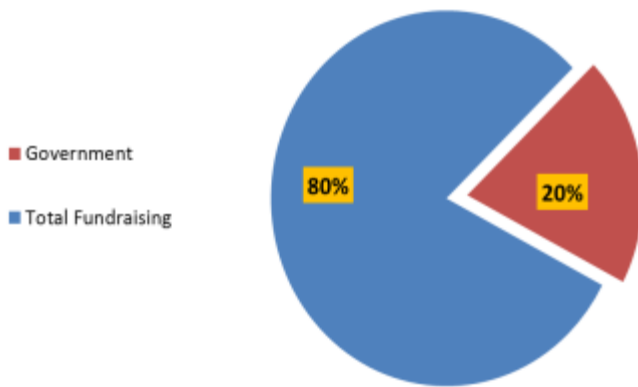
- Medical Emergencies 55%
- Motor Vehicle Collisions 19%
- Trauma Related 14%
- Recreational Accidents 7%
- Industry/Workplace Accidents 2%
- Agricultural Accidents 3%

FUELED BY GENEROSITY

Achieving successes together



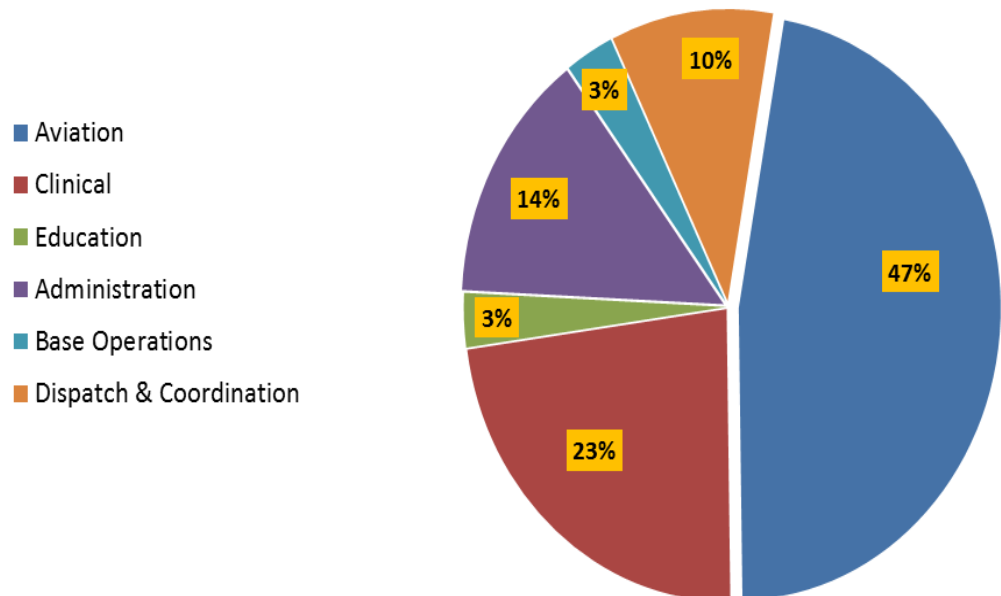
STARS Alberta Funding



Funding in Thousands

AB Government Funding	\$ 7,099
Total Operating Costs /Capital Expenditures	\$ 35,737
AB Government Funding as a Percent of Costs	20%
STARS Gross Fundraising	\$ 16,010
AB Lottery	\$ 12,263
Calendar	\$ 1,014
Site Registration / Emergency Contact Centre	\$ 3,311

STARS Alberta Expenditures - (3 Bases)



COUNTY OF ST. PAUL

Averaging approx. 4 missions every month



Mission Breakdown	2012	2013	2014	2015	2016	2017	Total
Ashmont Scene	1			1			2
Elk Point Inter-facility	4	6	9	5	5		29
Elk Point Scene	1	2	3	7	3		16
Frog Lake Scene		1	1		2		4
Saddle Lake	44				2		46
St. Paul Inter-facility	4	31	41	31	12		119
St. Paul Scene		7	5	2			14
Total Avg. 46 per year	54	47	59	46	24		230

- Mission-only costs represent over \$250K service value per year based on 46 missions annual
- Averaging 2-3 missions every week within surrounding municipal neighbors

Municipal Initiative



Peace River Regional District, B.C.



90% Rural Municipalities



Urban Municipalities

• Up to \$65 per capita

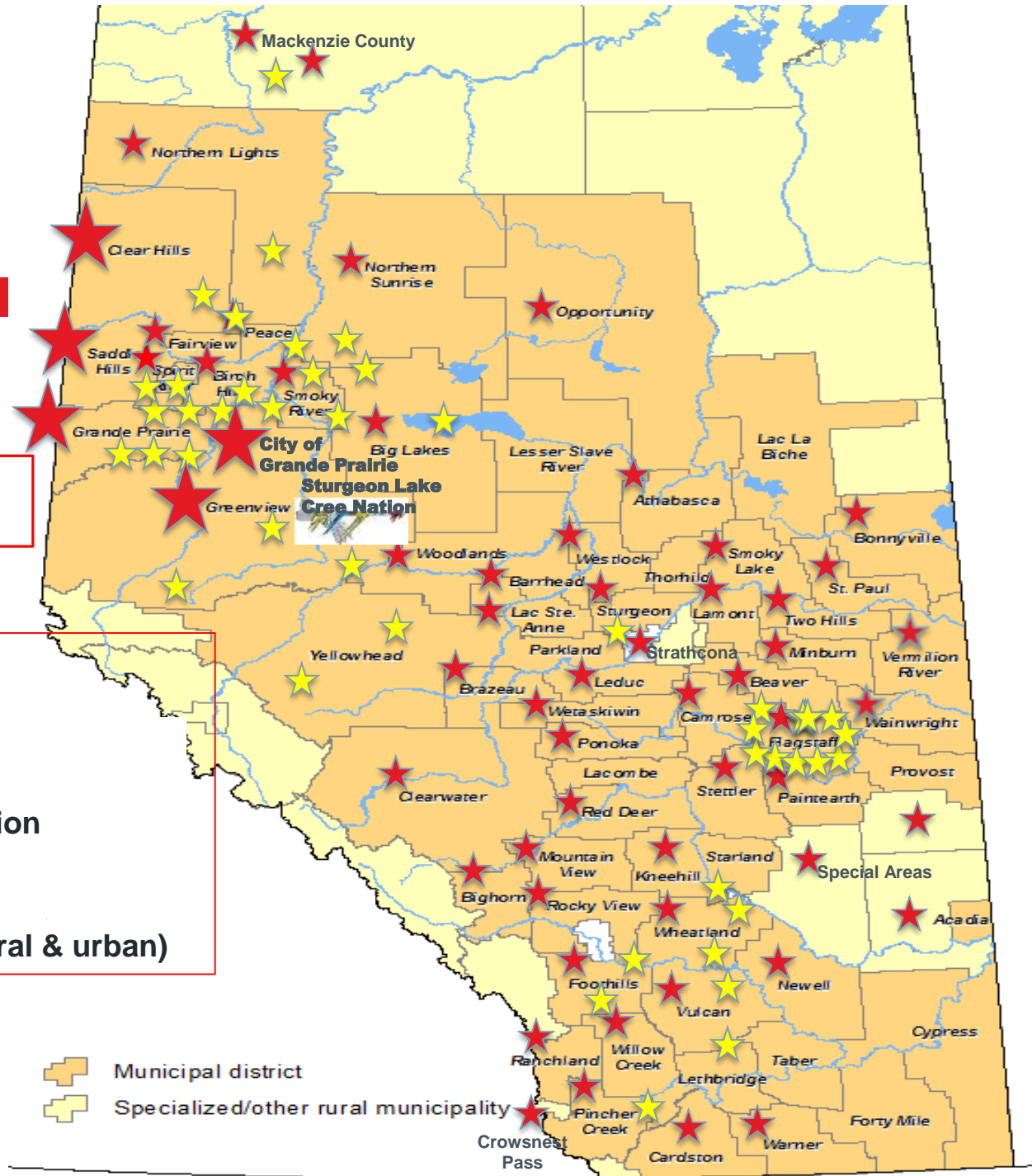


Sturgeon Lake Cree Nation



6 Municipal Leaders

Generating \$1.7M annually (rural & urban)



COUNTY OF ST. PAUL

Municipal Partners Saving Lives!



OUR REQUEST

- Your continued support @ \$2 per capita (\$12,336)
- 4 year pledge (2018, 2019, 2020, 2021) OR Standing motion
- Ensure the safety and a quality of life for your residents
- Protect and preserve STARS for the future



WE
ARE
ALL
STARS

